



Mike DeWine, Governor | Jim Tressel, Lt. Governor | Matt Damschroder, Director

FOR IMMEDIATE RELEASE

May 16, 2025

MEDIA CONTACTS:

Tom Betti: 614-728-9645

Thomas.Betti@jfs.ohio.gov

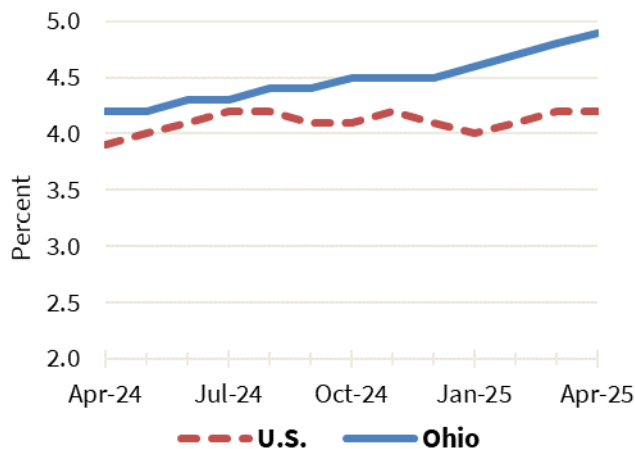
Bill Teets: 614-403-2331

Bill.Teets@jfs.ohio.gov

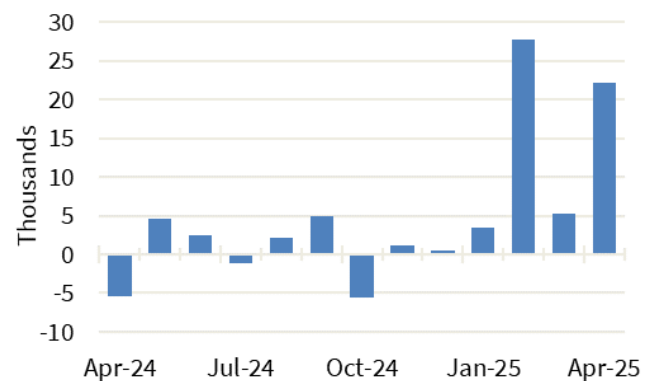
Ohio's Unemployment Rate Increased to 4.9% in April

Ohio's unemployment rate was 4.9% in April 2025, up from 4.8% in March 2025. Ohio's nonagricultural wage and salary employment increased 22,200 over the month, from a revised 5,690,900 in March to 5,713,100 in April.

**Ohio and U.S. Unemployment Rates,
seasonally adjusted, April 2024 – April 2025**



**Ohio Nonfarm Payroll Employment Over-the-Month Change,
seasonally adjusted, April 2024 – April 2025**



Household Survey Data

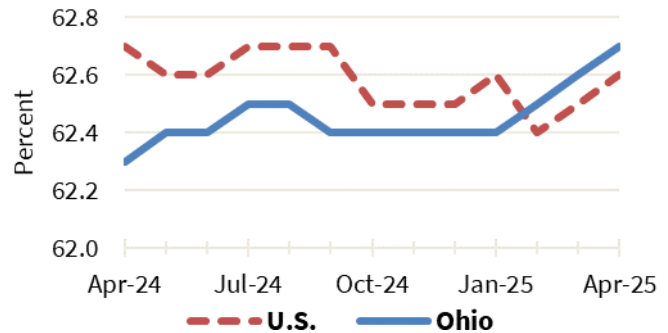
The number of workers unemployed in Ohio in April was 291,000, up from 283,000 in March 2025. The number of unemployed has increased by 46,000 in the past 12 months from 245,000. The April unemployment rate for Ohio increased 0.7 percentage points from 4.2% in April 2024.

The U.S. unemployment rate for April 2025 was 4.2%, unchanged from 4.2% in March 2025 and up from 3.9% in April 2024.



In April 2025, the labor force participation rate in Ohio was 62.7%, up from 62.6% in March 2025 and up from 62.3% in April 2024. During the same period, the national labor force participation rate was 62.6%, up from 62.5% in March 2025 and down from 62.7% in April 2024.

**Ohio and U.S. Labor Force Participation Rates,
seasonally adjusted, April 2024 – April 2025**



Establishment Survey Data

Ohio's nonagricultural wage and salary employment increased 22,200 over the month, from a revised 5,690,900 in March to 5,713,100 in April, according to the latest business establishment survey conducted by the U.S. Department of Labor (Bureau of Labor Statistics) in cooperation with the Ohio Department of Job and Family Services (ODJFS).

Employment in goods-producing industries, at 960,700, increased 2,100 over the month, as gains in construction (+1,200) and manufacturing (+1,100) surpassed losses in mining and logging (-200). The private service-providing sector, at 3,961,400, increased 18,800 as gains in private educational and health services (+7,500); leisure and hospitality (+6,800); trade, transportation, and utilities (+4,200); other services (+700); professional and business services (+400); and information (+300) outpaced losses in financial activities (-1,100). Government employment, at 791,000, increased 1,300, as gains in local (+2,000) and federal (+100) government exceeded losses in state government (-800).

From April 2024 to April 2025, nonagricultural wage and salary employment increased 67,800. Employment in goods-producing industries increased 23,500, led by construction, which added 20,500 jobs. Manufacturing added 3,300 jobs, as gains in nondurable goods (+6,300) outpaced losses in durable goods (-3,000). Mining and logging lost 300 jobs over the year. Employment in the private service-providing sector increased 42,200 in private educational and health services (+26,400); leisure and hospitality (+8,400); other services (+3,000); information (+1,400); trade, transportation, and utilities (+1,300); financial activities (+1,000); and professional and business services (+700). Government employment increased 2,100 in state (+1,400), local (+600), and federal (+100) government.

EDITOR'S NOTE: All data cited are produced in cooperation with the U.S. Department of Labor. Data sources include the Current Population Survey (U.S. data), Current Employment Statistics Program (nonagricultural wage and salary employment data), and Local Area Unemployment Statistics Program (Ohio unemployment rates). More complete listings of the data appear in the monthly Ohio Labor Market Review. Unemployment rates for all Ohio counties, as well as cities with populations of 25,000 or more, are presented in the monthly ODJFS Civilian Labor Force Estimates publication. Updated statewide historical data can be obtained through the OhioLMI app, which is available for free on mobile devices through the App Store or Google Play. Ohioans can access tens of thousands of job openings, for positions ranging from file clerks to CEOs, at <https://ohiomeansjobs.ohio.gov>.



News Release Dates

A calendar of 2025 release dates is available online at <https://ohiolmi.com/Home/Events>.

County, city, and metropolitan area unemployment rates for April 2025 will be posted online at <https://ohiolmi.com> on Tuesday, May 20, 2025. May 2025 unemployment rates and nonagricultural wage and salary data for Ohio will be released by ODJFS on Friday, June 20, 2025. This information and the monthly statistical summaries it is based on are also available at <https://jfs.ohio.gov/about/communications>.

Choose this link to view the table on the [Ohio and U.S. Employment Situation](#).

Choose this link to view the table for the [Nonagricultural Wage and Salary Employment Estimates for Ohio](#).

-30-

The Ohio Department of Job and Family Services manages vital programs that strengthen Ohio families. These include job training and employment services, unemployment insurance, cash and food assistance, adult protective services, and child support services.

